



Student Wellbeing & Discipline Plan

2.7 Sylvania Heights Public School Award System

(Updated 2021 edition)

Sylvania Heights Public School incorporates Positive Behaviour for Learning (PBL) into everyday teaching and learning experiences. Positive Behaviour for Learning is an educational process that brings together the whole-school community to contribute to developing a positive, safe and supportive learning culture. As part of the PBL process at Sylvania Heights Public School, students are encouraged to “**Strive to Achieve**” in all aspects of their learning. In addition, our school’s PBL process is founded upon three key values:

- **Being respectful**
- **Being responsible**
- **Being a learner**

To encourage students to demonstrate our school’s values and also, to help support and maintain a positive, safe and supportive learning culture, Sylvania Heights Public School has established the following award system. This award system is used to acknowledge, praise and reward students who are making a concerted effort to uphold the school’s values. To earn awards at Sylvania Heights Public School, a student must consistently “Strive to Achieve” academically and demonstrate exemplary behaviour in all school settings and experiences. Overall, this award system has been established to help draw explicit attention to positive behaviour and allow more time to focus on relationships and classroom instruction. Although, most importantly, the award system has been established to help enhance learning outcomes for all students. Sylvania Heights Public School students “Strive for Five” of each award.

An explicit overview of how the SHPS award system operates is included below.

This plan has been endorsed and ratified by the Principal, School Council and staff effective from 3 May 2021.

Accumulative Awards:

Award	How are awards earned & distributed?	Where? Who?
<p><u>White Card</u></p>	<p>1 White Card is awarded to a student when they have demonstrated respectful, responsible or learner behaviour. The teacher will indicate which value has been demonstrated by ticking the appropriate box at the top of the award. These are presented in class daily. 3 white cards per class will be handed out each day plus at other opportunities during the year. White cards do not carry over from one year to the other.</p> <p>Please Note: K-2 class teachers will support students with the collection and safekeeping of their white cards.</p>	<p>Presented by class teachers in classrooms</p>

Award	How are awards earned & distributed?	Where? Who?
<u>Bronze Award</u>	<p>1 Bronze Award is presented to a student when they have accumulated 5 White Cards. These are presented in class. Before a Bronze Award is presented, the class teacher must sight and sign the 5 White Cards that are being used to gain the Bronze Award. The 5 White Cards that account for 1 Bronze Award <u>can be made up of 5 White Cards awarded for different school values</u> (i.e. 2 x White Cards for being respectful, 2 x White Cards for being responsible, 1 x White Card for being a learner etc.) Bronze Awards do carry over from one year to the other. Size – A6.</p>	Presented by class teachers in classrooms
<u>Silver Award</u>	<p>1 Silver Award is received by a student when they have accumulated 5 Bronze Awards. These are presented in class. Before a Silver Award is presented, the class teacher must sight and sign the back of the 5 Bronze Awards that are being used to gain the Silver Award. Silver Awards <u>do carry over from one year to another.</u> Size – A5.</p> <p>Please Note: Silver Awards and Silver Assembly Awards that were awarded to students prior to 3 May 2021 (as part of previous award policy) will still be able to be traded in cumulatively.</p>	Presented by class teachers in classrooms
<u>Gold Award</u>	<p>1 Gold Award is presented to a student when they have accumulated 5 Silver Awards in class. Before a Gold Award is presented, the class teacher must sight and sign the back of the 5 Silver Awards that are being used to gain the Gold Award. Gold Awards <u>do carry over from one year to another.</u> Size A4.</p> <p>Teachers record the names of each student receiving a Gold Award in a logbook kept in the staffroom. This should be done prior to the upcoming K-2 or 3-6 assembly. The Office staff then print the Gold Awards for assembly.</p> <p>Gold Awards (K-2) are presented in the hall in front of Kindergarten, Year 1 and Year 2. Gold Awards (3-6) are presented in the hall in front of Years 3-6. The principal or deputy principal announces and presents these awards if available. If not, the Assistant Principal from ES1, S1, S2 or S3 will do so.</p>	Presented by school executive in assembly
<u>K-6 School Medallion</u>	<p>A School Medallion is the most prestigious school award a student can receive at Sylvania Heights Public School. Students have to consistently “Strive to Achieve” academically and demonstrate exemplary behaviour in order to receive one of these awards.</p> <p>A School Medallion is presented to a student at the end of the year during the Sylvania Heights Public School K-2 or 3-6 Presentation Day.</p> <p>For a K-6 student to receive a SHPS School Medallion at Presentation Day, they have to have accumulated 5 Gold Awards.</p> <p>The K-6 School Medallion is comprised of a circular Gold Medal attached to a lanyard, to be worn around each student’s neck. The School Medallion will have the school logo imprinted on them.</p>	Presented by Principal at Annual Presentation Day

Transition Arrangements:

We acknowledge and appreciate that students in our upper primary classes (Year 4, Year 5 and Year 6) have been working extremely hard throughout their schooling years prior to the implementation of the revised award scheme, striving to achieve on a consistent basis. The revision of the awards policy includes a change to the amount of Gold Awards required to achieve a School Medallion (5 Gold Awards are now required to earn a School Medallion, not 3).

To ensure that the introduction of this new awards policy does not disadvantage students, the following transition clause has been developed. To achieve a Gold Award in 2021, the following transition conditions apply to respective years throughout the school:

- Year 6 students in 2021 – these students will need to have received 3 Gold Awards in total to be eligible to receive a School Medallion at the Presentation Day assembly.
- Year 5 students in 2021 – these students will need to have received 4 Gold Awards in total to be eligible to receive a School Medallion at the Presentation Day assembly.
- Years K-4 students in 2021 – these students will need to have received 5 Gold Awards in total to be eligible to receive a School Medallion at the Presentation Day assembly.

From 2023 onwards, all students from K-6 will be required to have received 5 Gold Awards in total to be eligible to receive a School Medallion at the Presentation Day assembly.

Other Individual Achievement Awards:

Award	How are awards earned & distributed?	Where? Who?
<p><u>Assembly Award</u></p>	<p>Assembly Awards are used by class teachers to recognise and reward individual student achievement and effort. Examples of individual student achievement and effort include, but are not limited to:</p> <ul style="list-style-type: none"> - academic successes within a specific Key Learning Area - significant growth and improvement in an area of the curriculum - exemplary behaviour - encouraging others and supporting peers with their learning or social/emotional welfare <p>Assembly awards are presented to children at the fortnightly K-2 or 3-6 assembly. The principal or deputy principal announces and presents these awards if available. If not, an available Assistant Principal will do so.</p> <p>At the K-2 fortnightly assembly, each class teacher will nominate two (2) students in their class to receive an Assembly Award. This will be presented in the hall in front of Kindergarten, Year 1 and Year 2.</p> <p>At the 3-6 fortnightly assembly, each class teacher will nominate three (3) students in their class to receive an Assembly Award. This will be presented in the hall in front of Year 3, Year 4, Year 5 and Year 6.</p> <p><u>Assembly Awards are not connected to the classroom awards. This means they cannot be collected and used to achieve a Gold Award.</u> Size – A6.</p>	<p>Presented by Principal, Deputy Principal or Assistant Principal at fortnightly assemblies</p>

Presentation Day Award

A Presentation Day Award is an award given to selected students at the end of the year during the K-2 and 3-6 Presentation Days. Class teachers use their observations, experiences, anecdotal notes, student work samples, assessment results/data, and Sentral behaviour data to help them select the recipients of Presentation Day Awards for their class. **Size A4.**

In most instances, Presentation Day Awards are divided into the following categories for each class:

- Academic Excellence (sometimes separated into Academic Excellence in English and Academic Excellence in Mathematics)
- Consistent Application & Achievement
- Most Improved
- Citizenship

Each K-2 Class is allocated four awards to be presented at Presentation Day (two academic excellence, one consistent application and achievement or most improved, and one citizenship).

Each 3-6 Class is allocated five awards to be presented at Presentation Day (two academic excellence, two consistent application and achievement or most improved, and one citizenship).

Presentation Day awards are presented to students during a special Presentation Day Assembly at the end of the year. Students, teachers, parents and other special guests of the school attend this event.

Presented by School Executive at Annual Presentation Day

Award compensation for new students:

Students who have already attended primary school at a different location but then start at Sylvania Heights are able to have their previous school's awards compensated using our system. New students will present their previously acquired awards to the Deputy Principal, who will then work out a fair and equitable way to convert these awards into our system (i.e. White Cards, Bronze Awards, Silver Awards, Gold Awards, School Medallion etc.).

Proposed Idea – Bronze, Silver and Gold Day:

One day, at the end of each term, students who have received any bronze, silver or gold awards are entitled to an additional special reward. For example, there may be a Bronze Day, whereby all children who have received a Bronze Award throughout the term are entitled to an extended lunch or recess break. Similar rewards would be developed for Silver and Gold award recipients (e.g. ice block or other canteen item purchased by the school, free choice afternoon etc.).

Award Designs:

White Card

- RESPECTFUL
- RESPONSIBLE
- LEARNER



NAME

TEACHER

DATE

SYLVANIA HEIGHTS PS
POSITIVE BEHAVIOUR FOR LEARNING

Bronze Award

Silver Award

Gold Award



BRONZE
AWARD

PRESENTED TO

FOR ACHIEVING FIVE WHITE CARDS

TEACHER & DATE



SILVER
AWARD

PRESENTED TO

FOR ACHIEVING
FIVE BRONZE AWARDS

TEACHER & DATE



GOLD
AWARD

PRESENTED TO

FOR OUTSTANDING
APPLICATION & ATTITUDE
TO LEARNING
THROUGHOUT THE YEAR

PRINCIPAL


DATE

K-6 School Medallion




Concept Design

Assembly Award




Presentation Day Principal's Award



In the playground:

Respectful/Responsible Playground Tokens

Award	How are awards earned & distributed?
<p><u>Respectful Playground Token</u></p>	<p>SHPS Respectful Playground Tokens are given to students by teaching staff who are on playground duty before school and during lunch or recess. Students can receive a Respectful Playground Token from teaching staff when they are demonstrating respectful behaviours before school and during lunch or recess. Examples of respectful playground behaviours include, but are not limited to:</p> <ul style="list-style-type: none"> - students interacting in a kind and cooperative manner with everyone - students sharing school equipment - students looking after the playground and school equipment - students accepting people's differences - student's using respectful language <p>When a teacher awards a student with a Respectful Playground Token, they explain why the student is receiving the reward and also, write the student's name and class on the back. It is then the student's responsibility to place the Respectful Playground Token into the K-2 or 3-6 PBL Barrel located in the School Office. During each K-2 or 3-6 assembly, the PBL Barrel is rolled several times and 4 tickets are then randomly selected. Students who have their Playground Token drawn out of the barrel during the K-2 or 3-6 assembly then receive a canteen voucher which they can redeem in due course.</p> <div style="display: flex; justify-content: space-around; align-items: center;"> <div data-bbox="448 1816 844 2056" style="border: 1px solid black; padding: 5px; text-align: center;"> <p>RESPECTFUL PLAYGROUND PRIZE</p>  <p><small>SYLVANIA HEIGHTS PS RESPECTFUL, RESPONSIBLE LEARNER</small></p> </div> <div data-bbox="879 1816 1276 2056" style="border: 1px solid black; padding: 5px; text-align: center;"> <p>NAME</p> <hr/> <p>CLASS</p> <hr/> <p><small>SYLVANIA HEIGHTS PS RESPECTFUL, RESPONSIBLE LEARNER</small></p> </div> </div>

**Responsible
Playground
Token**

SHPS Responsible Playground Tokens are given to students by teaching staff who are on playground duty before school and during lunch or recess. Students can receive a Responsible Playground Token from teaching staff when they are demonstrating respectful behaviours before school and during lunch or recess. Examples of responsible playground behaviours include, but are not limited to:

- students wearing a hat at all times
- students putting rubbish in the bin
- students playing safely and in the correct area
- students sitting down in the correct place while eating
- students looking after their own belongings
- students using the bathrooms during break times, when music starts to play
- students lining up, in the correct area, before the bell song finishes

When a teacher awards a student with a Responsible Playground Token, they explain why the student is receiving the reward and also, write the student's name and class on the back. It is then the student's responsibility to place the Responsible Playground Token into the K-2 or 3-6 PBL Barrel located in the School Office. During each K-2 or 3-6 assembly, the PBL Barrel is rolled several times and 4 tickets are then randomly selected. Students who have their Playground Token drawn out of the barrel during the K-2 or 3-6 assembly then receive a canteen voucher which they can redeem in due course.

